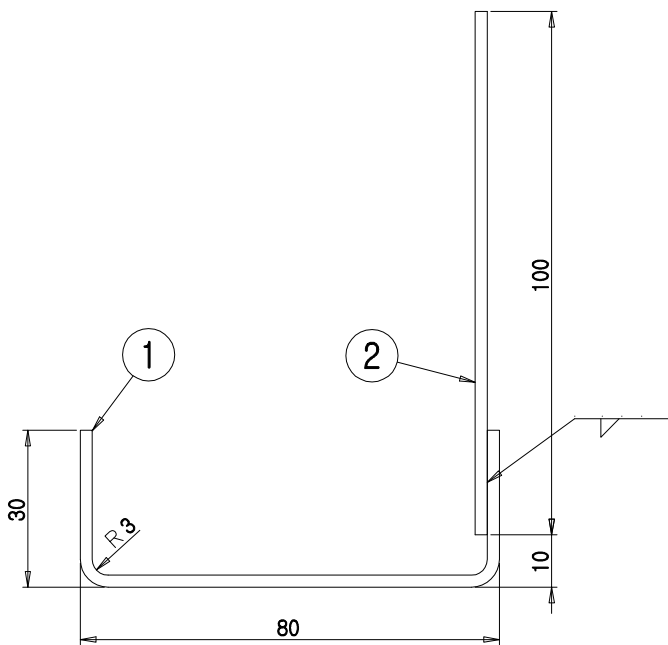
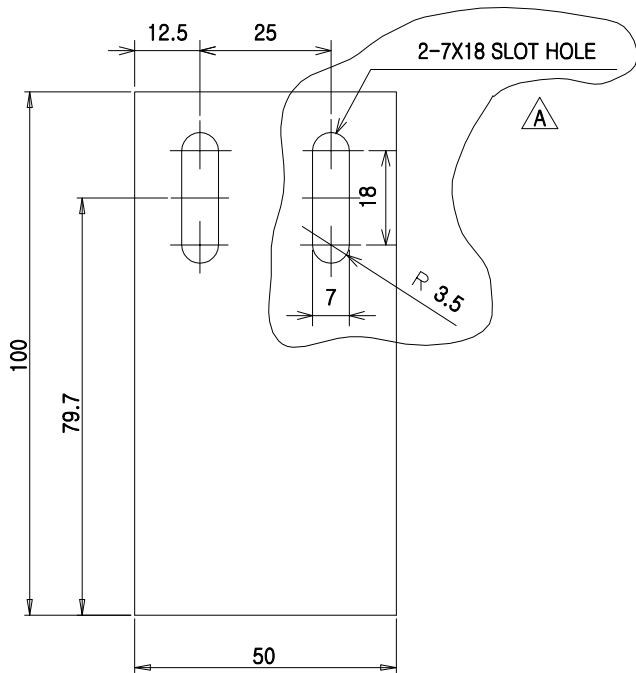


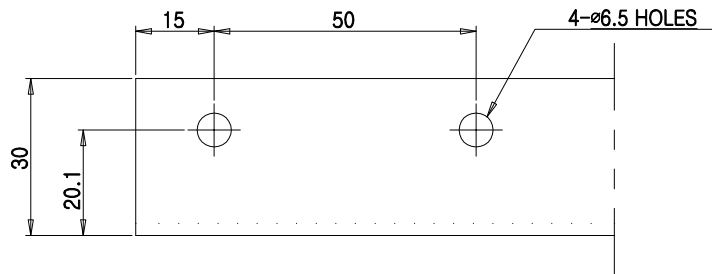
단위:mm	~40	2	4
	~30	2	3
단위:mm	~10	1	1.5
	<3	0.5	1
단위:mm	~3150	-	7
	~1800	4	5
단위:mm	~800	3	4
	~400	2	3
단위:mm	~200	1.5	2
	~100	1	1.5
GRADE	A	B	C
CASTING (+)			
~20M	8	14	24
~15M	7	12	21
~12M	6	10	18
~8M	5	8	14
~4M	4	6	11
~2M	3	4	8
~1M	2	3	6
~315	1	2	4
~120	1	2	3
~30	1	1	1
GRADE	A	B	C
WELDING (+)			
~20M	-	6.0	8.0
~15M	-	5.0	7.0
~12M	-	4.0	6.0
~8M	-	3.0	5.0
~4M	0.5	2.0	4.0
~2M	0.5	1.2	3.0
~1M	0.3	0.8	2.0
~315	0.2	0.5	1.2
~120	0.15	0.3	0.8
~30	0.1	0.2	0.5
3~6	0.05	0.1	0.2
GRADE	A	B	C
MACHINING (+)			
GENERAL TOLERANCE			



SECTION A-A  
SCALE=1/1



DETAIL #2  
SCALE=1/1



DETAIL B  
SCALE=1/1

- NOTE
1. INSIDE & HIDDEN AREA OF THE FRAME SHOULD BE APPLIED THE ANTI-RUST.
  2. THE THICKNESS OF MEMBERS CAN BE SUBSTITUTED T3 FOR T3.2(T2.5 FOR T2.3)
  3. PAINTING SPECIFICATION : ACCORDING TO DOC. NO REDD101288.
  4. WEDLING POINTS WITHOUT WELDING MARK : WELDING IN THE WELDABLE AREA.
  5. THE SHARP EDGE SHALL BE REMOVED.

△	2	RFA29002AN0-002A	BRACKET		SS400	6	T2.3	
	1	RFA29002AN0-001	FRAME		SS400	1	T2.3	
	顺型 NO.	顺型 顺型 PART NO.	顺型 顺型 DESCRIPTION		顺型 顺型 MATERIAL	顺型 顺型 Q'TY	顺型 顺型 W.T	顺型 顺型 REMARKS
	顺型 APP	H.G.RYU 2009.06.10	顺型 顺型 ASSY	顺型 顺型 TITLE	FRAME,REMOVAL,TYPE A			
	顺型 CHK	H.S.KIM 2009.06.10	顺型 顺型 DRG. NO					
	顺型 DGN	B.S.YOO 2009.06.09	顺型 顺型 顺型 MC WD CT	顺型 顺型 MS	RFA29002AN0			Ver. 00 Rev. -A
	顺型 DRG	S.H.SONG 2009.06.09	B B B	SCALE 1/6	顺型 顺型			

A	2016.06.02	CHANGED DIMENSION OF SLOT HOLE ACCORDING TO THE MANUFACTURING SITUATION.	RSD1402-U187	H.U.LEE	S.B.LEE	H.G.RYU
MARK	DATE	DETAIL OF REVISION(E.C ZONE)	E.C NO.	DGN	CHK	APP